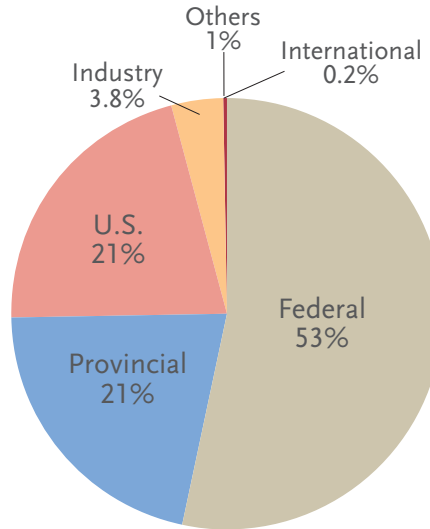


Breakdown of funding by source

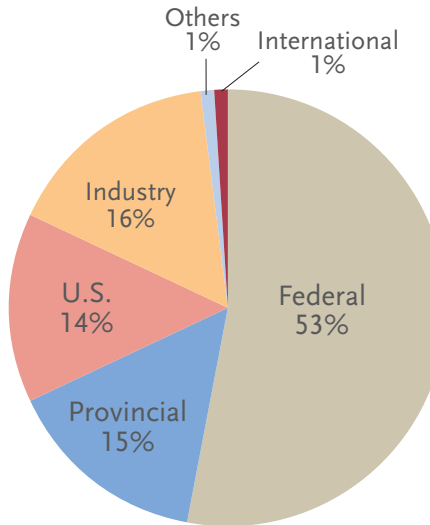
2005–2006
\$

Federal	19,813,269
Provincial	8,043,810
U.S.	7,994,415
Industry	1,444,628
International	55,502
Other*	527,832
TOTAL	37,879,456



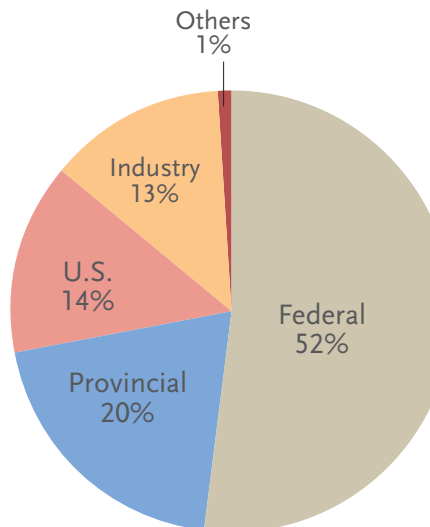
2004–2005
\$

Federal	18,161,500
Provincial	5,218,126
U.S.	4,843,972
Industry	5,569,674
International	245,380
Other*	500,722
TOTAL	34,539,374



2003–2004
\$

Federal	17,345,195
Provincial	6,563,472
U.S.	4,742,631
Industry	4,388,871
International	-
Other*	503,142
TOTAL	33,543,311



* "Other" includes all grants from Canadian universities and private (non-profit) foundations.